



HITERP

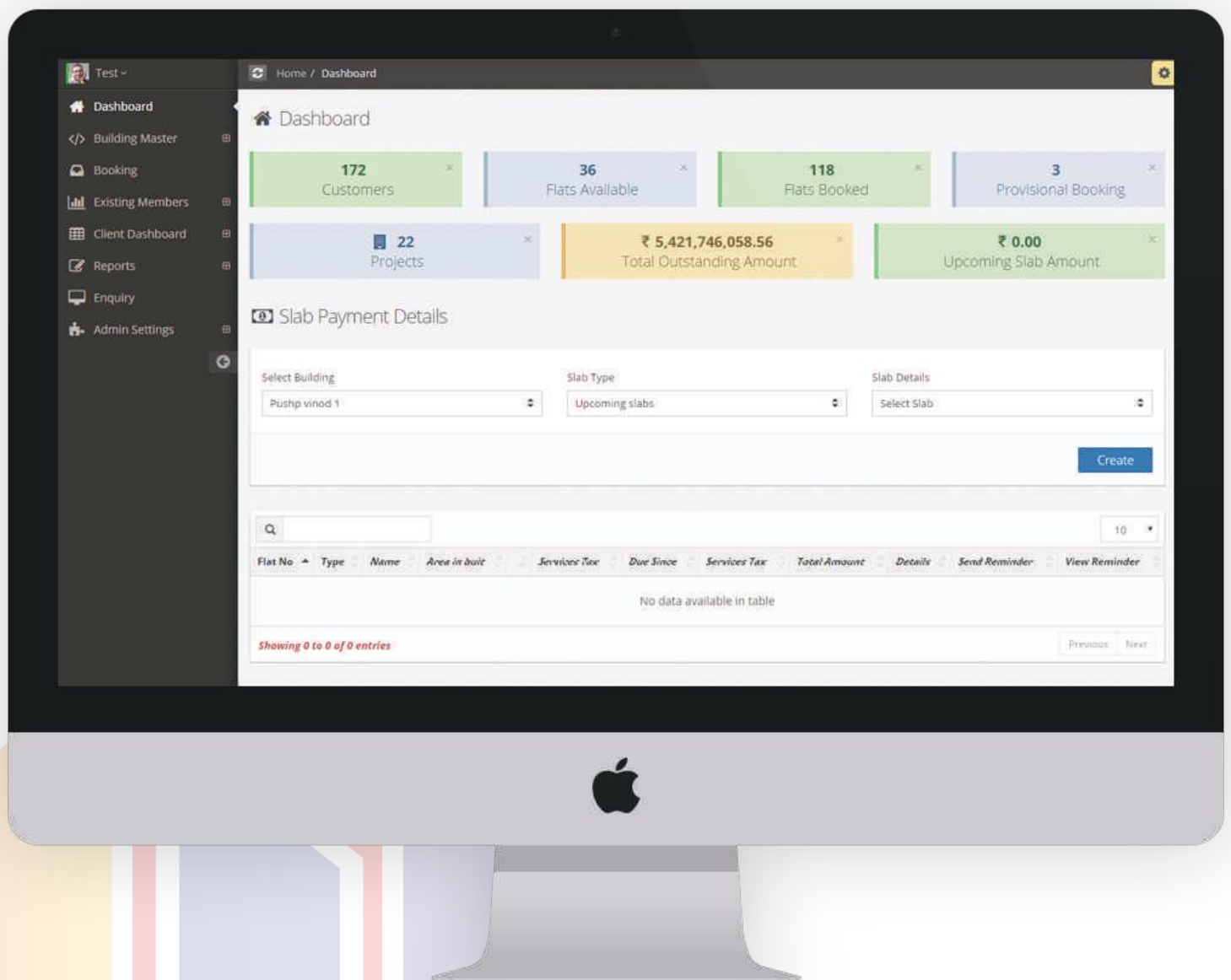
You Build, We Manage



DASHBOARD

HIT ERP - Enterprise resource planning systems help businesses manage the important parts of their operations.

HIT ERP dashboard is an easy-to-understand, visually intuitive graphical representation of key business performance metrics, easily accessed by users from a single screen. Color coded bar charts, graphs and other visual depictions of data give users a fast look at key metrics important to their functional area.





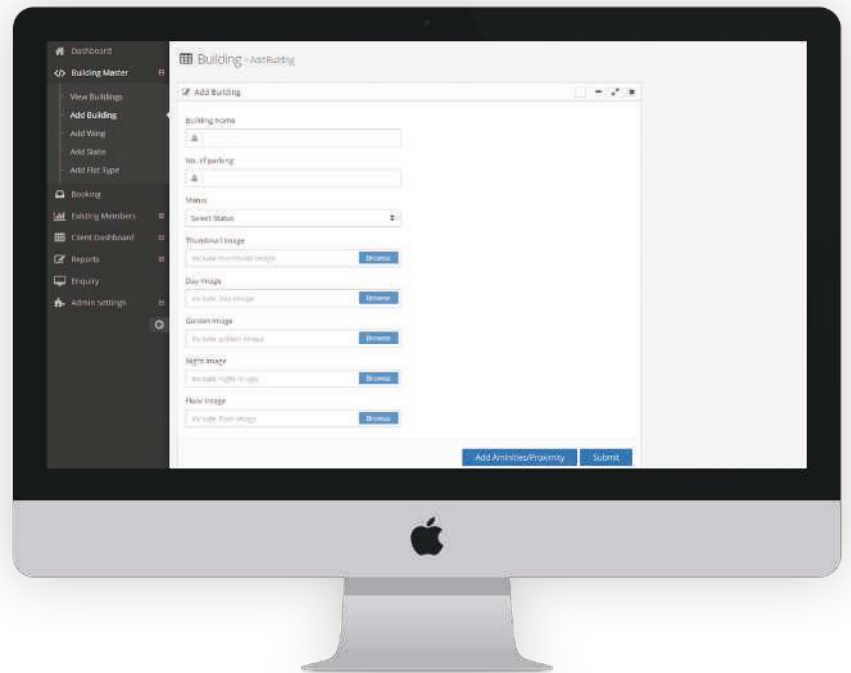
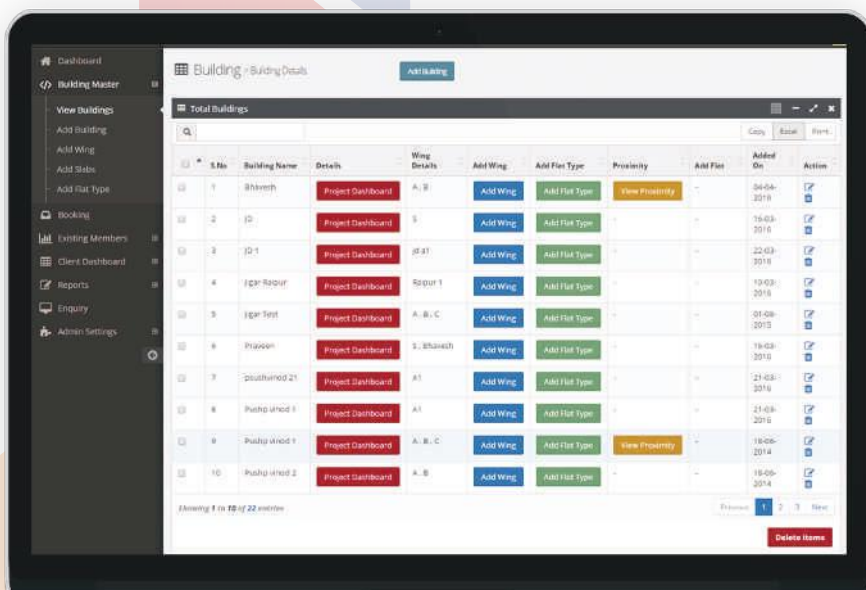
Building Master



Building Master

ADD NEW BUILDING

Define and manage project type, Add building / project with all details (Building Name, No. of Parking, Images / 3D Elevation views of building). Map current status of Building / Project (Upcoming, OnGoing, Completed.. etc).

S.No	Building Name	Details	Wing Details	Add Wing	Add Flat Type	Priority	Add Flat	Added On	Action
1	Bhuvanesh	Project Dashboard	A, B	Add Wing	Add Flat Type	View Priority	-	04-04-2019	[Edit] [Delete]
2	ID	Project Dashboard	S	Add Wing	Add Flat Type	-	-	15-03-2016	[Edit] [Delete]
2	ID-1	Project Dashboard	(B, C)	Add Wing	Add Flat Type	-	-	22-03-2016	[Edit] [Delete]
4	ICP Report	Project Dashboard	Report 1	Add Wing	Add Flat Type	-	-	19-03-2016	[Edit] [Delete]
5	ICP Test	Project Dashboard	A, B, C	Add Wing	Add Flat Type	-	-	01-08-2013	[Edit] [Delete]
6	Praveen	Project Dashboard	S, Bhuvanesh	Add Wing	Add Flat Type	-	-	19-03-2016	[Edit] [Delete]
7	Southwind 21	Project Dashboard	A1	Add Wing	Add Flat Type	-	-	21-03-2016	[Edit] [Delete]
8	Public wind 1	Project Dashboard	A1	Add Wing	Add Flat Type	-	-	21-03-2016	[Edit] [Delete]
9	Public wind 1	Project Dashboard	A, B, C	Add Wing	Add Flat Type	View Priority	-	18-06-2014	[Edit] [Delete]
10	Public wind 2	Project Dashboard	A, B	Add Wing	Add Flat Type	-	-	18-06-2014	[Edit] [Delete]

VIEW BUILDING

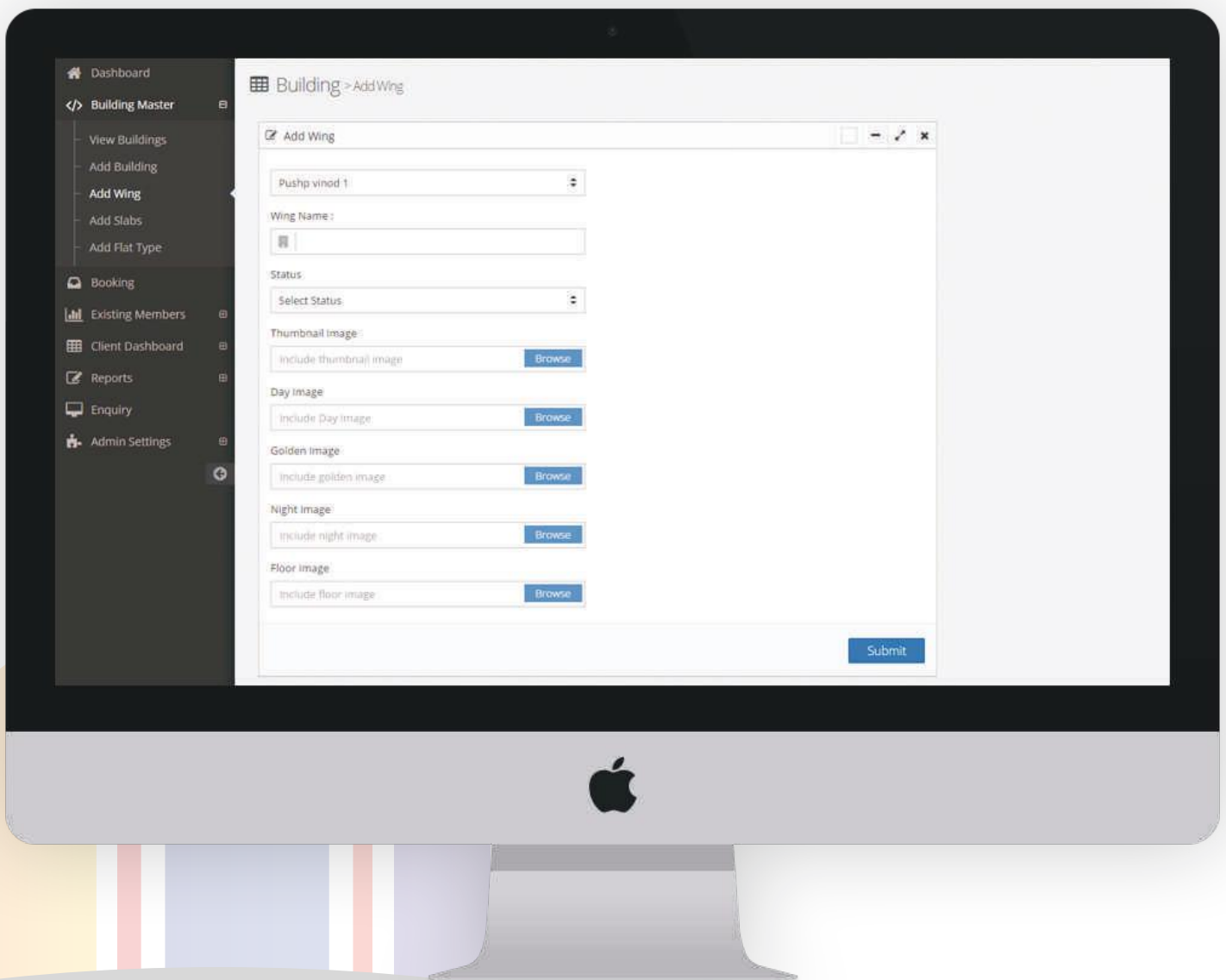
Get a List of all Buildings / Projects, Direct access to PROJECT DASHBOARD (Individual Dashboard for each project).

Direct access to add Wings, Flat type and Flats in each building / project.

Building Master

ADD WING

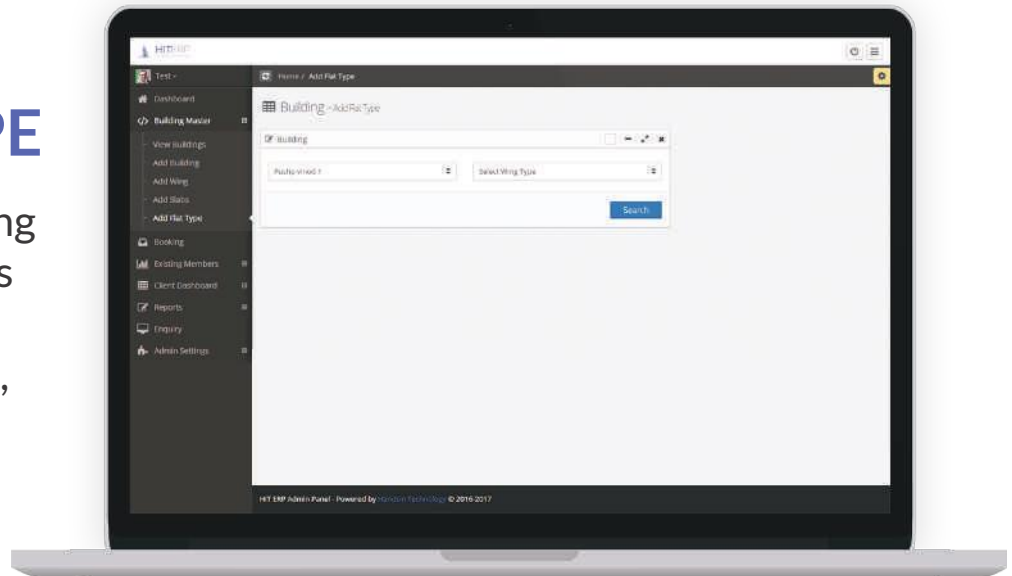
Add wing within any building / project, Map current status of Wing (Upcoming, OnGoing, Completed.. etc). Add multiple Views of Each wing. Add Different Flat types and floor plans for



Building Master

ADD FLAT TYPE

Each building, Each Wing have multiple Flat types (1RK, 1BHK, 1.5 BHK, 2BHK, 2.5 BHK... Villas, Row house. etc)

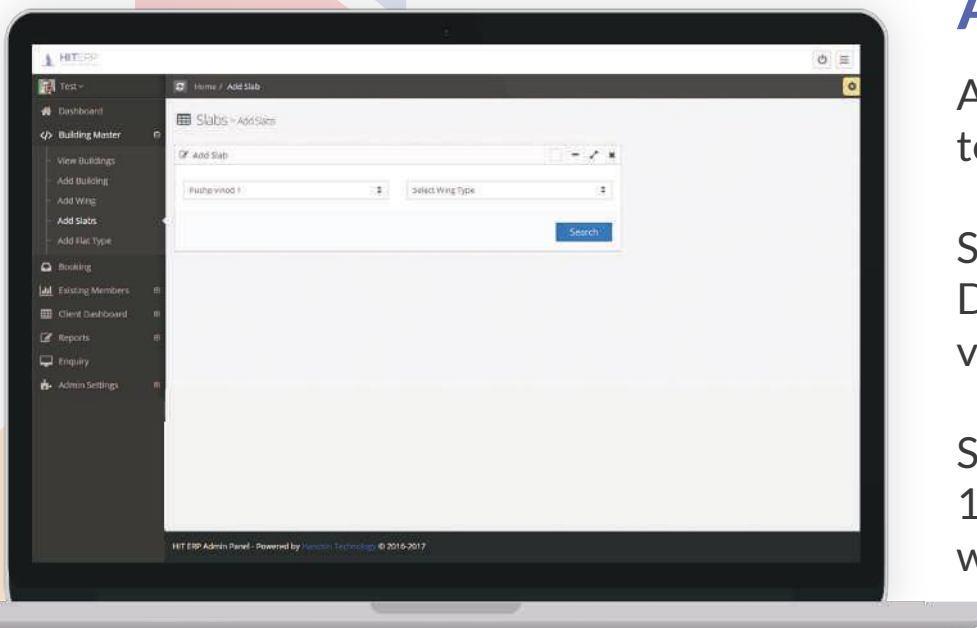


ADD SLAB

Add Multiple Slabs / Floors to each Building, Wing.

Set Payment %, Payment Date, Interest Per day, Service Tax.

Sum of all slabs have to be 100% for each building / wing.





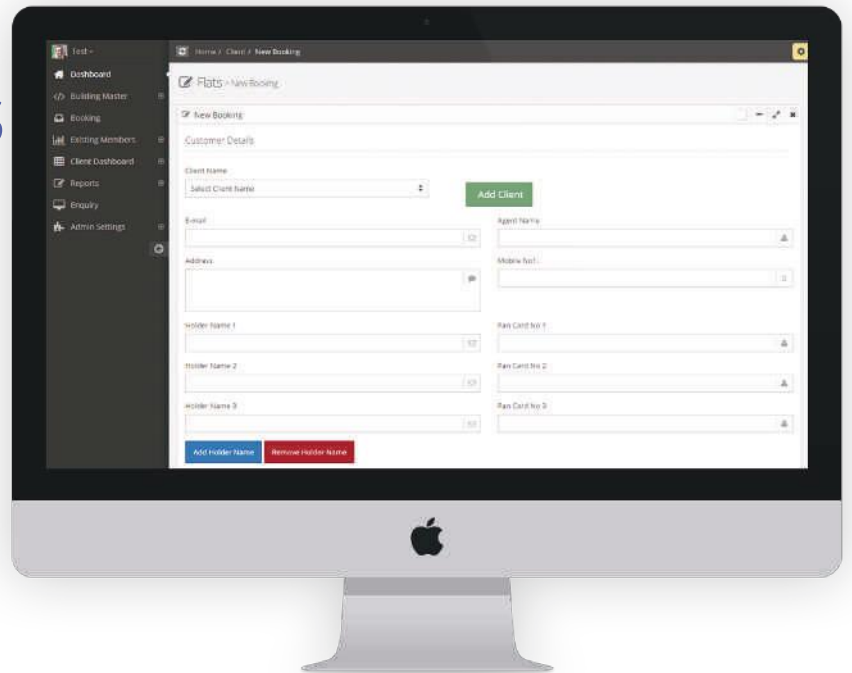
Booking



Booking

CUSTOMER DETAILS

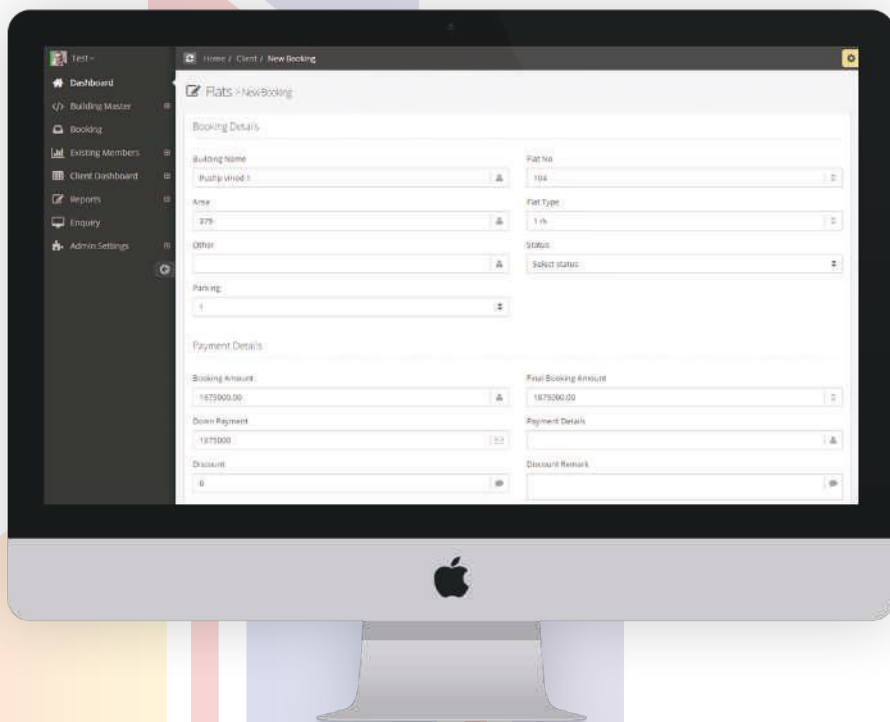
Select from existing customer base or create new customer while booking the flat. Capture KYC information.



BOOKING DETAILS

Select Building, Wing, Flat type, Floor to get availability of Flats.

Direct access to book a Flat. Capture Customer details, Booking details, Legal details, Payment details, Loan details, Society details, Slab details.





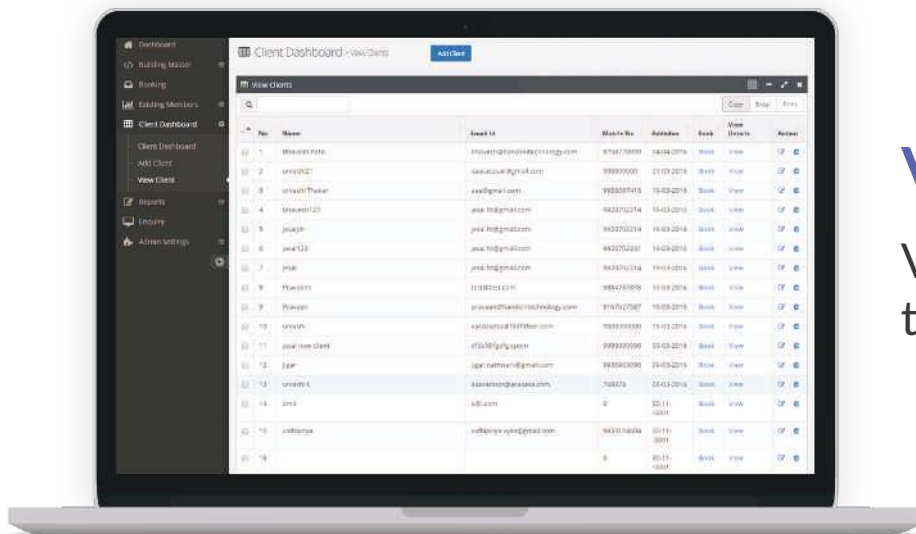
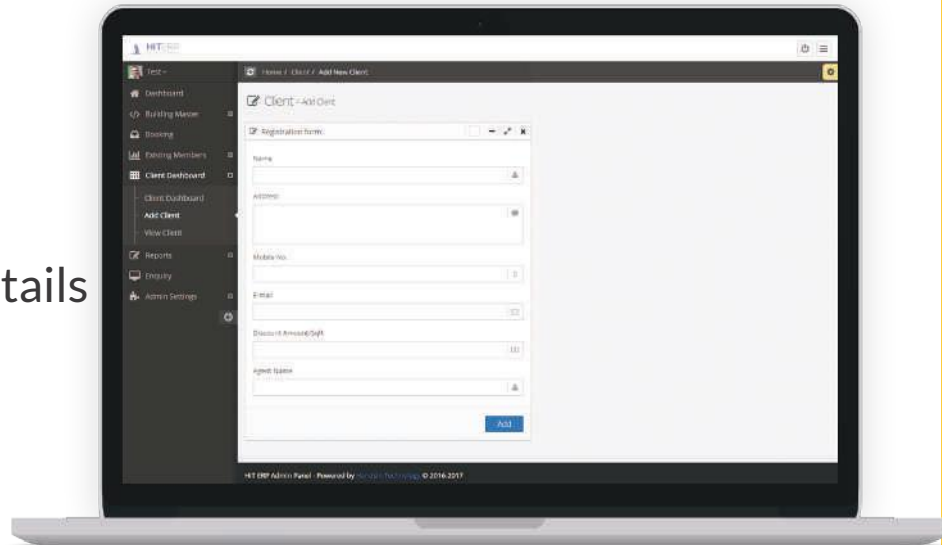
Client



Client

ADD CLIENT

Add Client with KYC Details

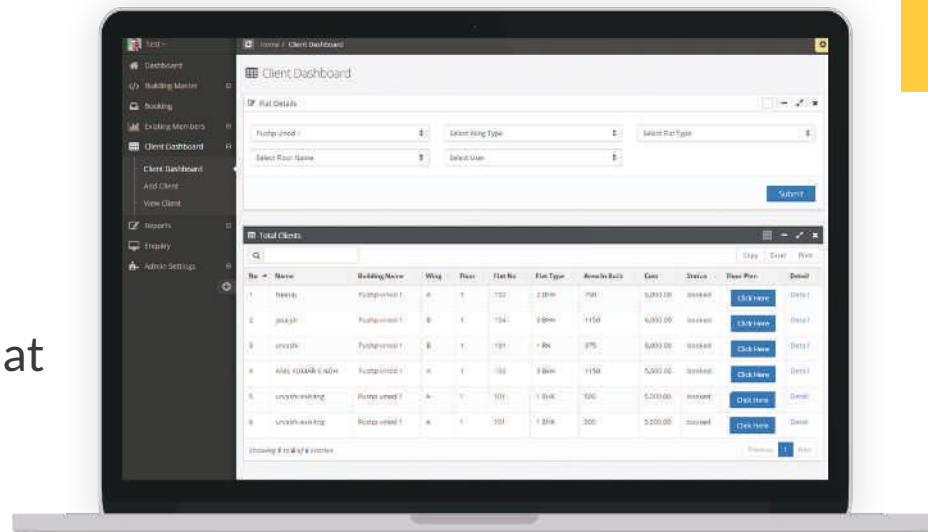


VIEW CLIENT

View clients, Easy access to each client dashboard.

CLIENT DASHBOARD

In a Quick view you can access all details about client. (Booking Details, Flat Registration details, Payment details, Loan details,





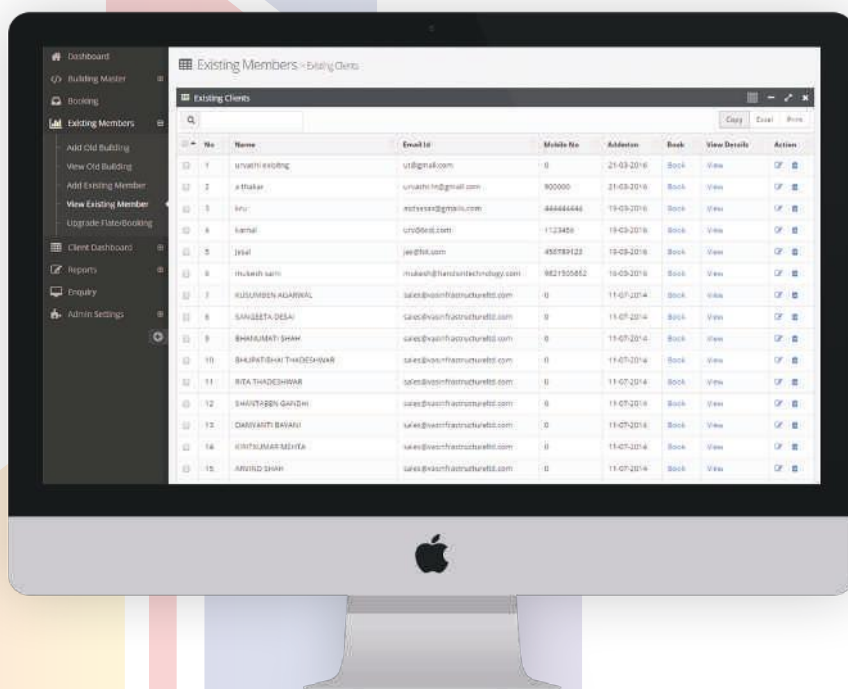
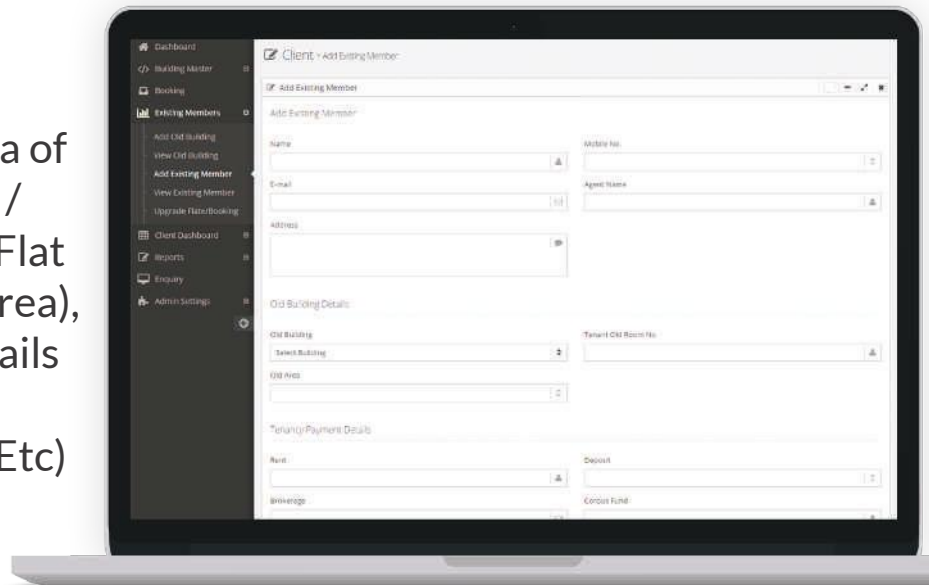
Existing Members



Existing Member

ADD EXISTING MEMBER

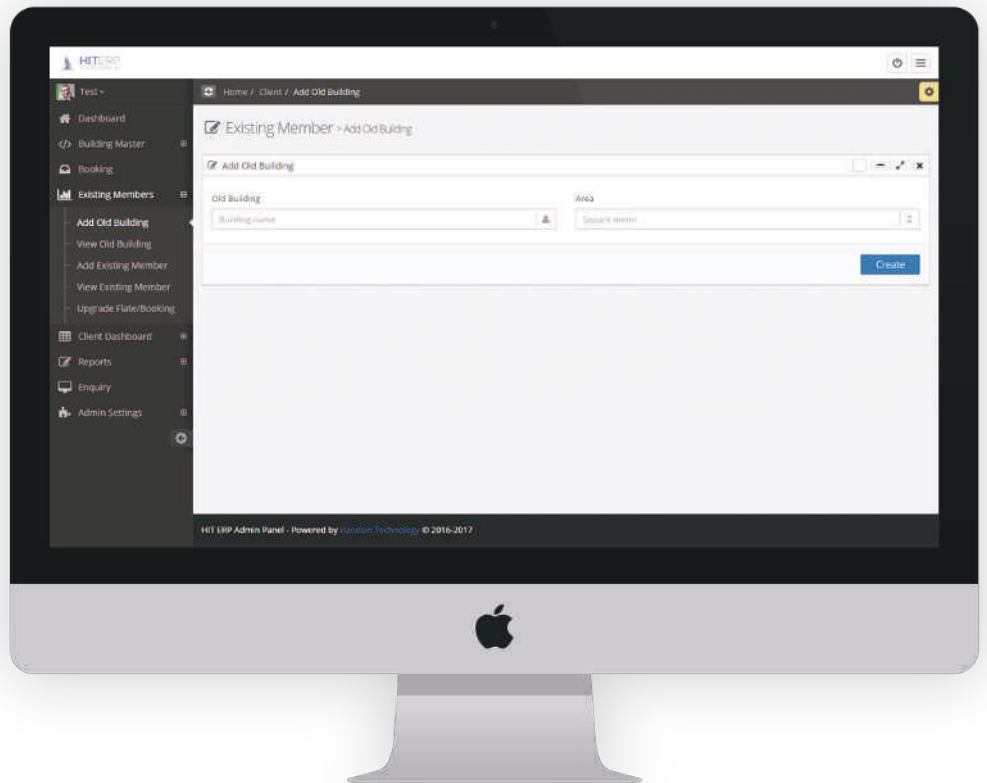
Add Old Building with Area of Plot, Add Existing Tenants / Members details with old Flat details (Flat name, Type, Area), Add Tenancy Payment details (Rent, Brokerage, Corpus, Shifting Charges.. Etc)



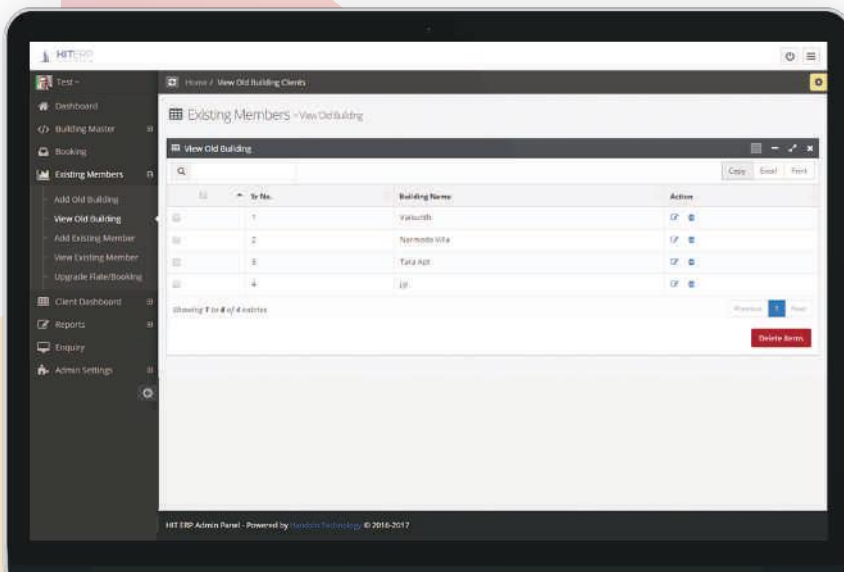
VIEW EXISTING MEMBER

Existing Member

**ADD OLD
BUILDING**

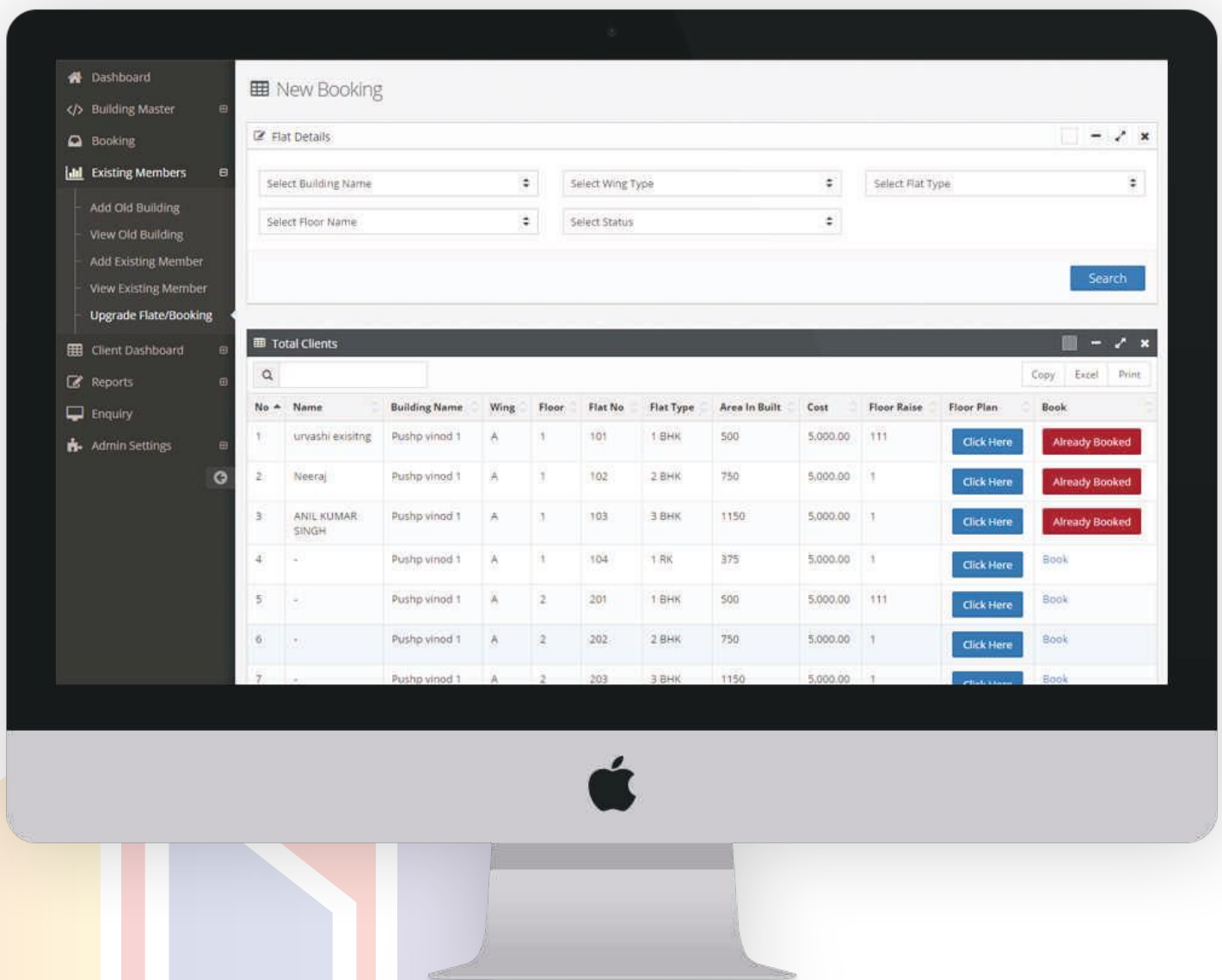


**VIEW OLD
BUILDING**



UPGRADE FLAT

Upgrade Flat of existing members with details of new flat keeping existing flat details.



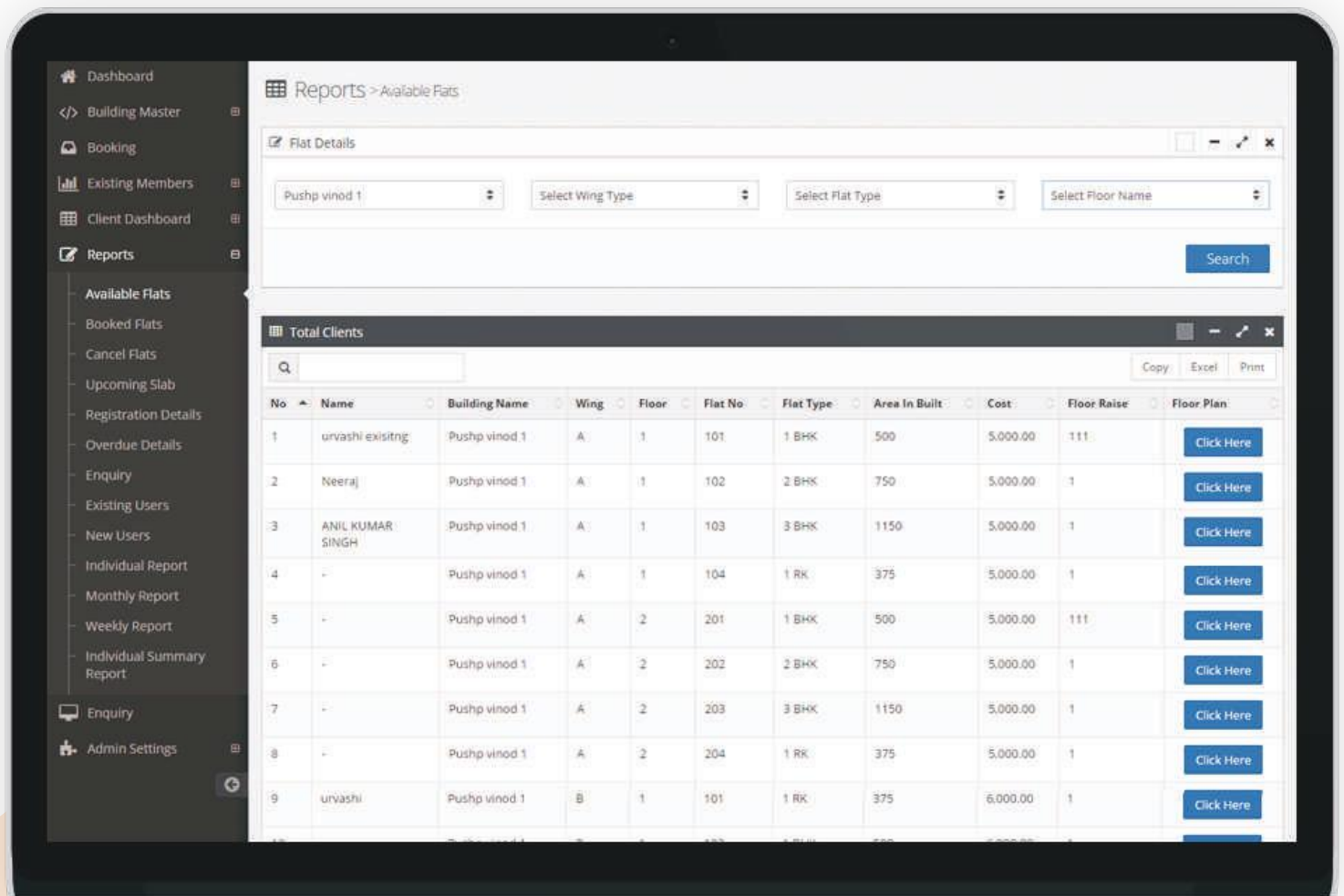


Reports



AVAILABLE FLATS

Check available flats filtered by Building / Project, List view of flats gives a quick summary of Flat Type, Floor, Area, Floor Raise, Cost per Sq.Ft.. etc. Export Report in Excel , Print Reports on the go.



Reports > Available Flats

Flat Details

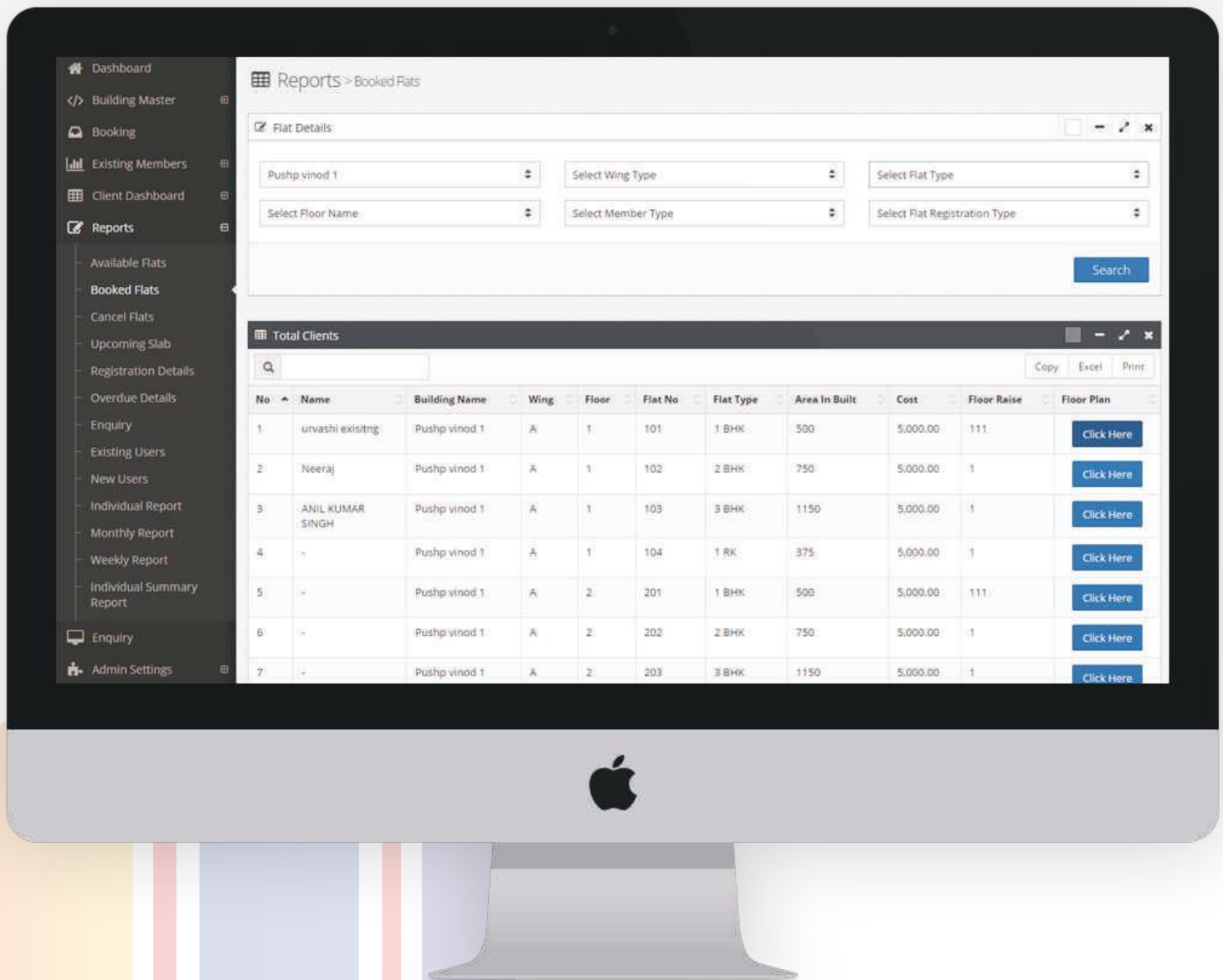
Pushp vinod 1 | Select Wing Type | Select Flat Type | Select Floor Name

Total Clients

No	Name	Building Name	Wing	Floor	Flat No	Flat Type	Area In Built	Cost	Floor Raise	Floor Plan
1	urvashi existing	Pushp vinod 1	A	1	101	1 BHK	500	5,000.00	111	Click Here
2	Neeraj	Pushp vinod 1	A	1	102	2 BHK	750	5,000.00	1	Click Here
3	ANIL KUMAR SINGH	Pushp vinod 1	A	1	103	3 BHK	1150	5,000.00	1	Click Here
4	-	Pushp vinod 1	A	1	104	1 RK	375	5,000.00	1	Click Here
5	-	Pushp vinod 1	A	2	201	1 BHK	500	5,000.00	111	Click Here
6	-	Pushp vinod 1	A	2	202	2 BHK	750	5,000.00	1	Click Here
7	-	Pushp vinod 1	A	2	203	3 BHK	1150	5,000.00	1	Click Here
8	-	Pushp vinod 1	A	2	204	1 RK	375	5,000.00	1	Click Here
9	urvashi	Pushp vinod 1	B	1	101	1 RK	375	6,000.00	1	Click Here

BOOKED FLATS

Check available flats filtered by Building / Project, List view of flats gives a quick summary of Flat Type, Floor, Area, Floor Raise, Cost per Sq.Ft.. etc. Export Report in Excel , Print Reports on the go.



Reports > Booked Flats

Flat Details:

Pushp vinod 1 | Select Wing Type | Select Flat Type

Select Floor Name: | Select Member Type | Select Flat Registration Type

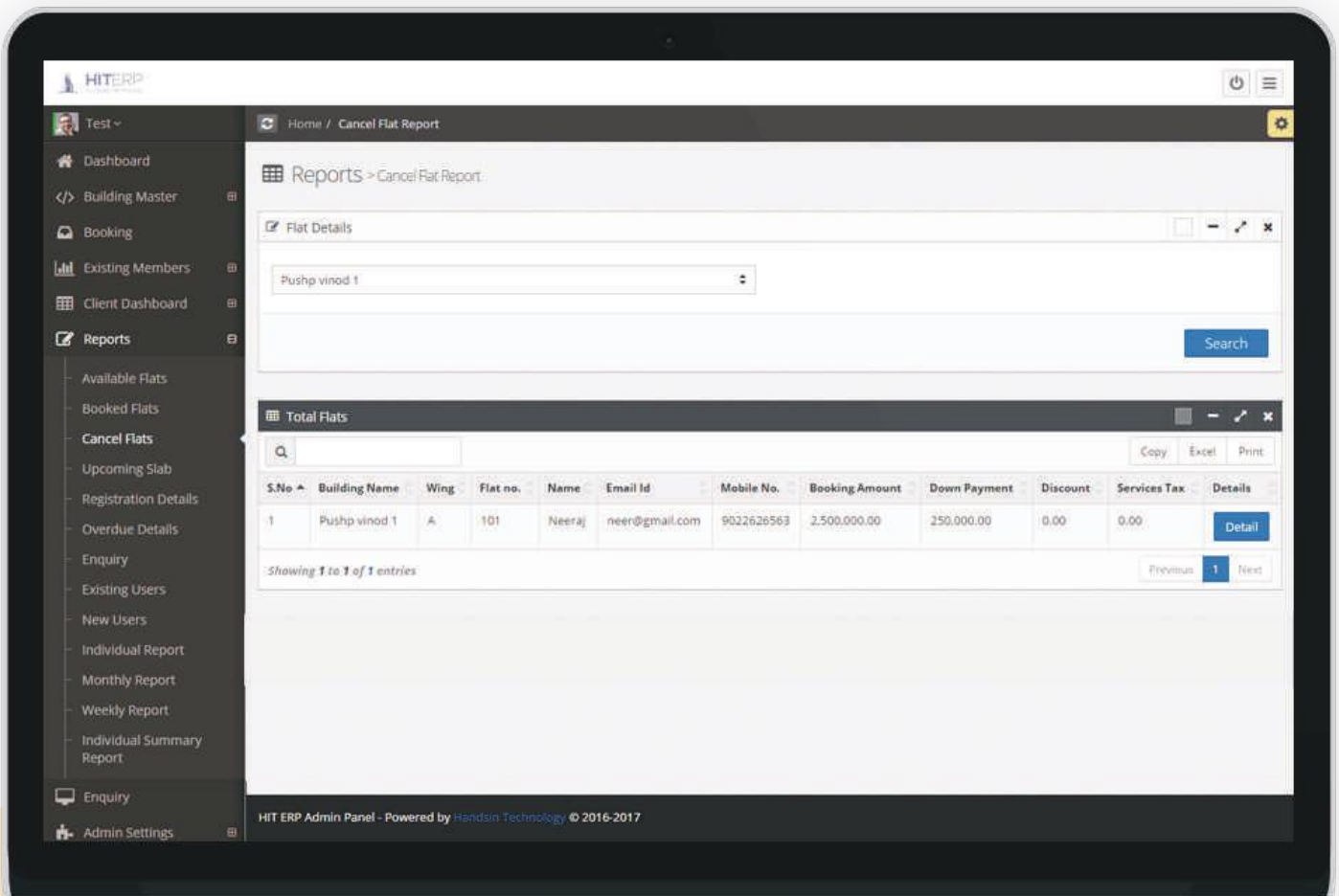
[Search](#)

Total Clients

No.	Name	Building Name	Wing	Floor	Flat No.	Flat Type	Area In Built	Cost	Floor Raise	Floor Plan
1.	urvashi existing	Pushp vinod 1	A	1	101	1 BHK	500	5,000.00	111	Click Here
2.	Neeraj	Pushp vinod 1	A	1	102	2 BHK	750	5,000.00	1	Click Here
3.	ANIL KUMAR SINGH	Pushp vinod 1	A	1	103	3 BHK	1150	5,000.00	1	Click Here
4.	-	Pushp vinod 1	A	1	104	1 RK	375	5,000.00	1	Click Here
5.	-	Pushp vinod 1	A	2	201	1 BHK	500	5,000.00	111	Click Here
6.	-	Pushp vinod 1	A	2	202	2 BHK	750	5,000.00	1	Click Here
7.	-	Pushp vinod 1	A	2	203	3 BHK	1150	5,000.00	1	Click Here

CANCEL FLATS

Check available flats filtered by Building / Project, List view of flats gives a quick summary of Flat Type, Floor, Area, Floor Raise, Cost per Sq.Ft.. etc. Export Report in Excel , Print Reports on the go.



The screenshot shows the HITERP Admin Panel interface. The left sidebar contains a menu with options like Dashboard, Building Master, Booking, Existing Members, Client Dashboard, and Reports. The main content area is titled 'Reports > Cancel Flat Report'. It features a 'Flat Details' search bar with the text 'Pushp vinod 1' and a 'Search' button. Below this is a 'Total Flats' table with the following data:

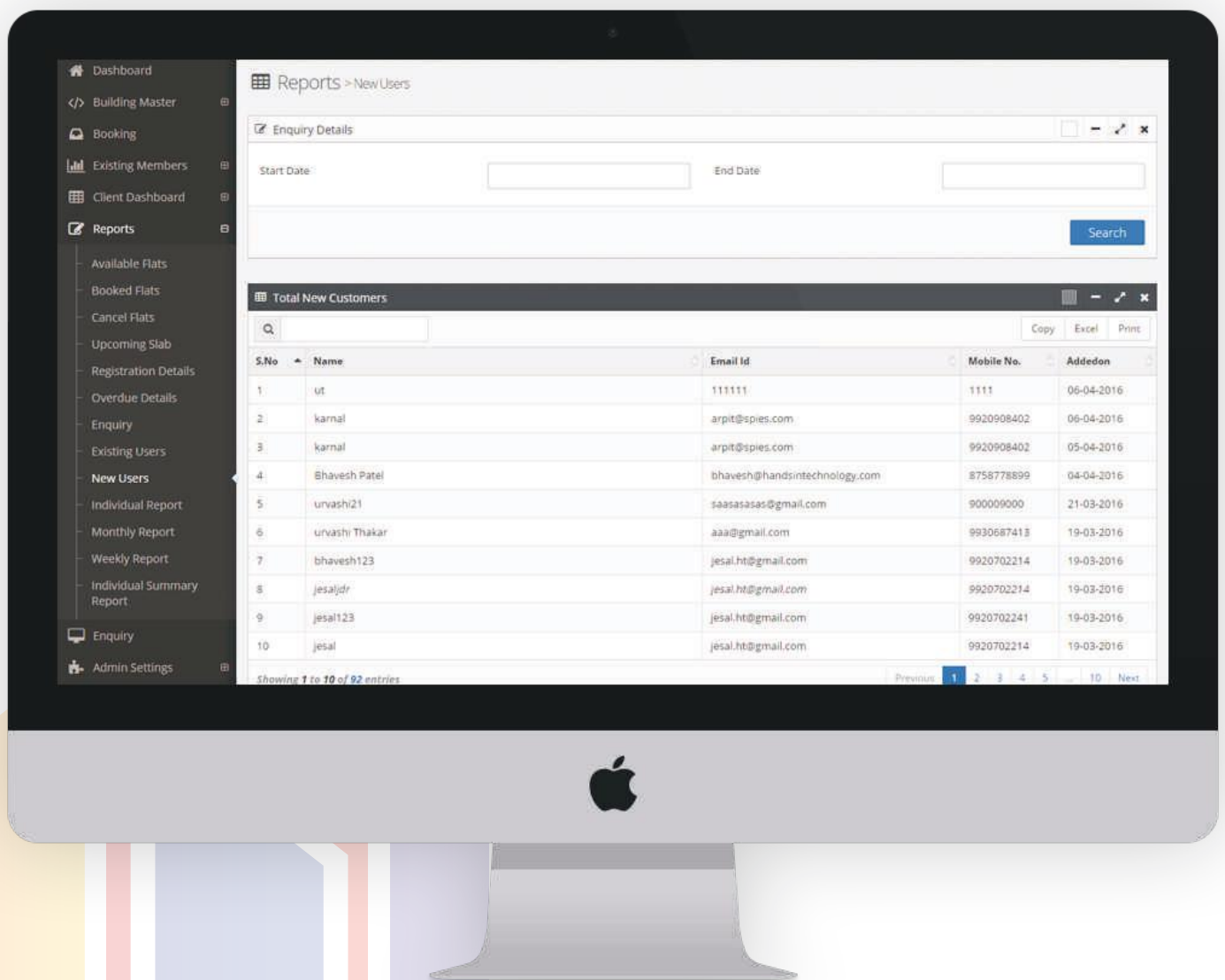
S.No	Building Name	Wing	Flat no.	Name	Email Id	Mobile No.	Booking Amount	Down Payment	Discount	Services Tax	Details
1	Pushp vinod 1	A	101	Neeraj	neer@gmail.com	9022626563	2,500,000.00	250,000.00	0.00	0.00	Detail

The table indicates 'Showing 1 to 1 of 1 entries'. The footer of the page reads 'HIT ERP Admin Panel - Powered by Handsin Technology © 2016-2017'.

NEW USERS

User reports will help you create, maintain and update customer / client database with KYC details.

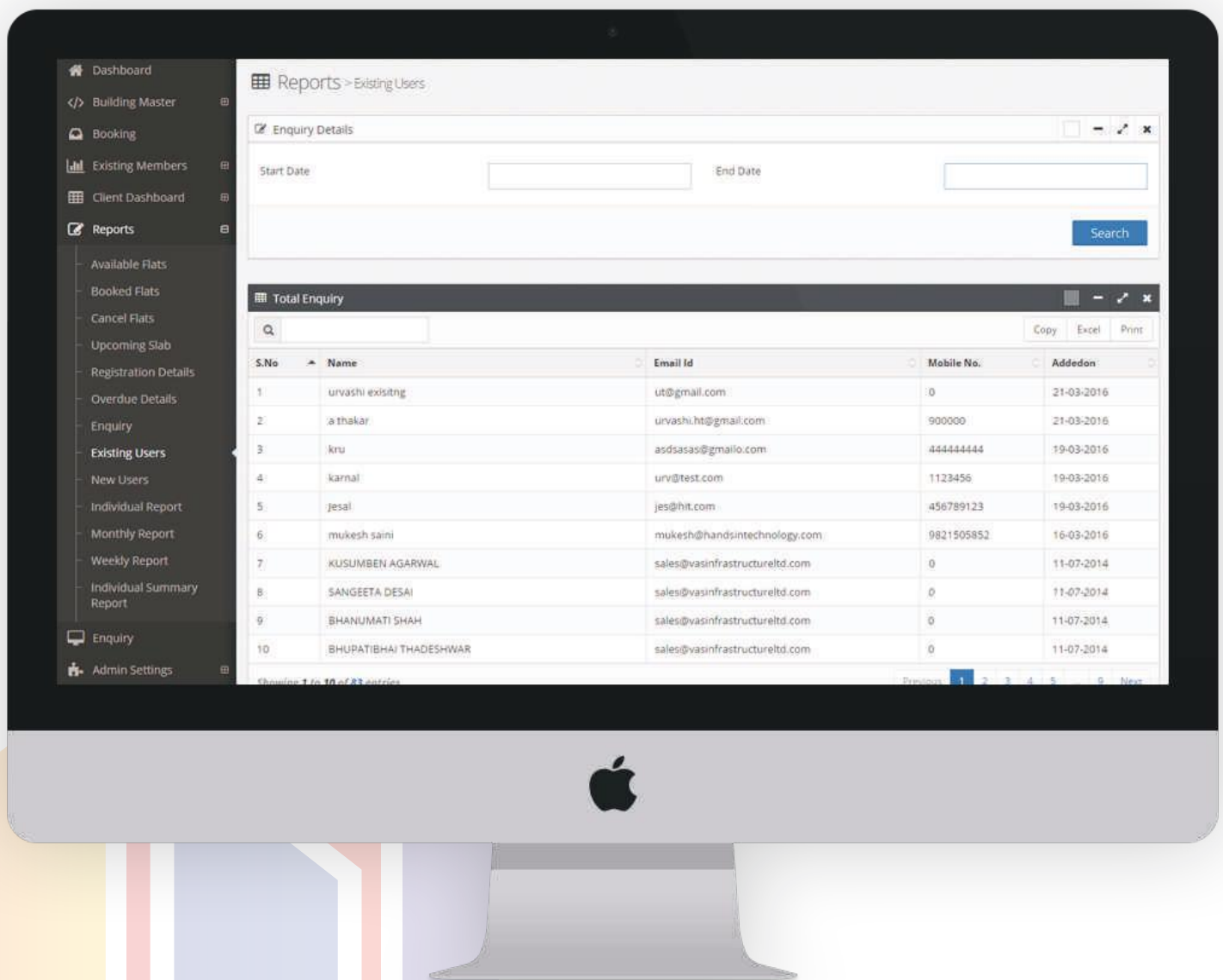
Export Report in Excel , Print Reports on the go.



EXISTING USERS

User reports will help you create, maintain and update customer / client database with KYC details.

Export Report in Excel , Print Reports on the go.



Reports > Existing Users

Enquiry Details

Start Date: End Date: [Search](#)

Total Enquiry

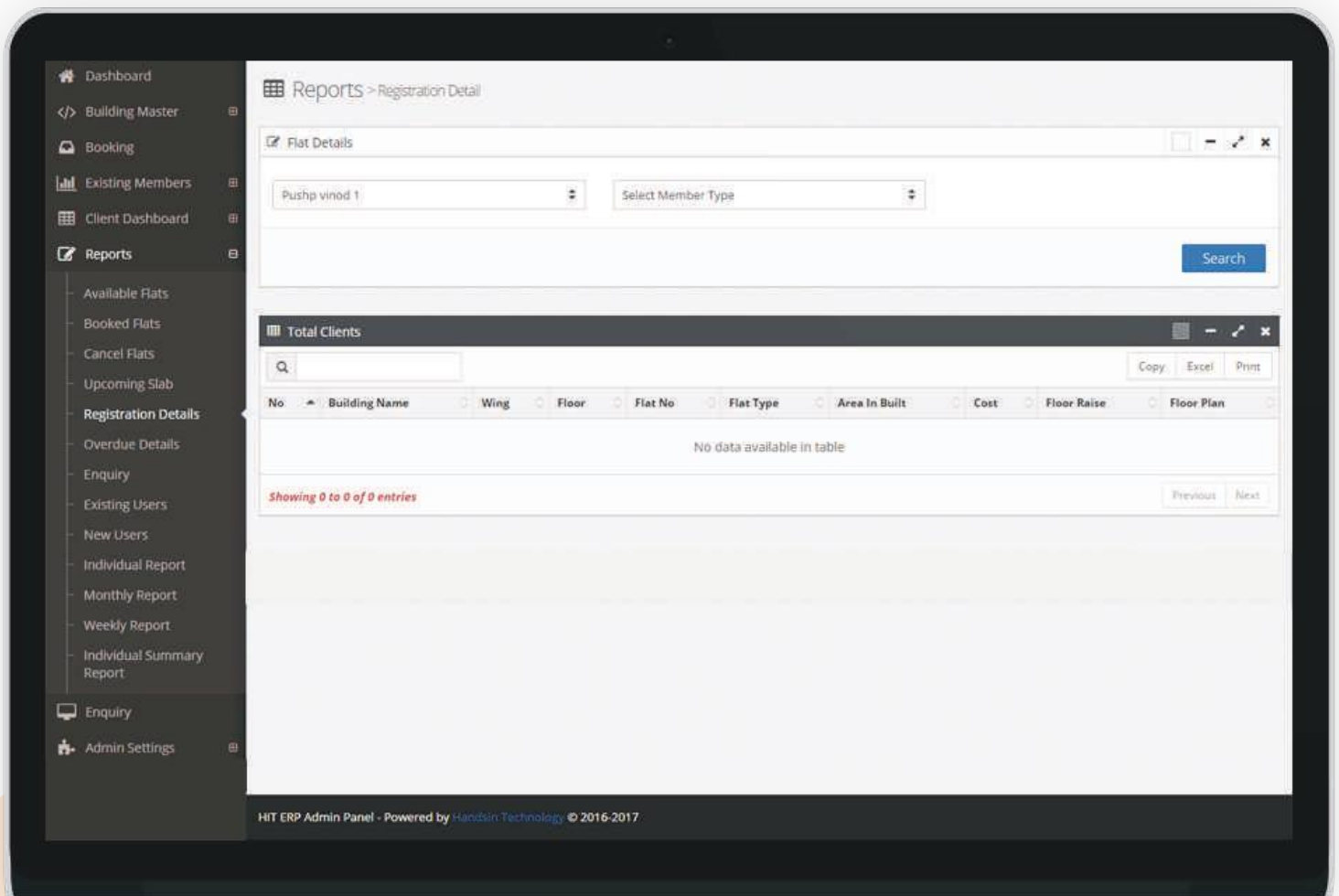
S.No	Name	Email Id	Mobile No.	Added on
1	urvashi existng	ut@gmail.com	0	21-03-2016
2	a thakar	urvashi.ht@gmail.com	900000	21-03-2016
3	kru	asdsasas@gmailo.com	444444444	19-03-2016
4	karnal	urv@test.com	1123456	19-03-2016
5	jesal	jes@hit.com	456789123	19-03-2016
6	mukesh saini	mukesh@handsintechology.com	9821505852	16-03-2016
7	KUSUMBEN AGARWAL	sales@vasinfrastructureltd.com	0	11-07-2014
8	SANGEETA DESAI	sales@vasinfrastructureltd.com	0	11-07-2014
9	BHANUMATI SHAH	sales@vasinfrastructureltd.com	0	11-07-2014
10	BHUPATIBHAI THADESHWAR	sales@vasinfrastructureltd.com	0	11-07-2014

Showing 1 to 10 of 83 entries

REGISTRATION DEATILS

User reports will help you create, maintain and update customer / client database with KYC details.

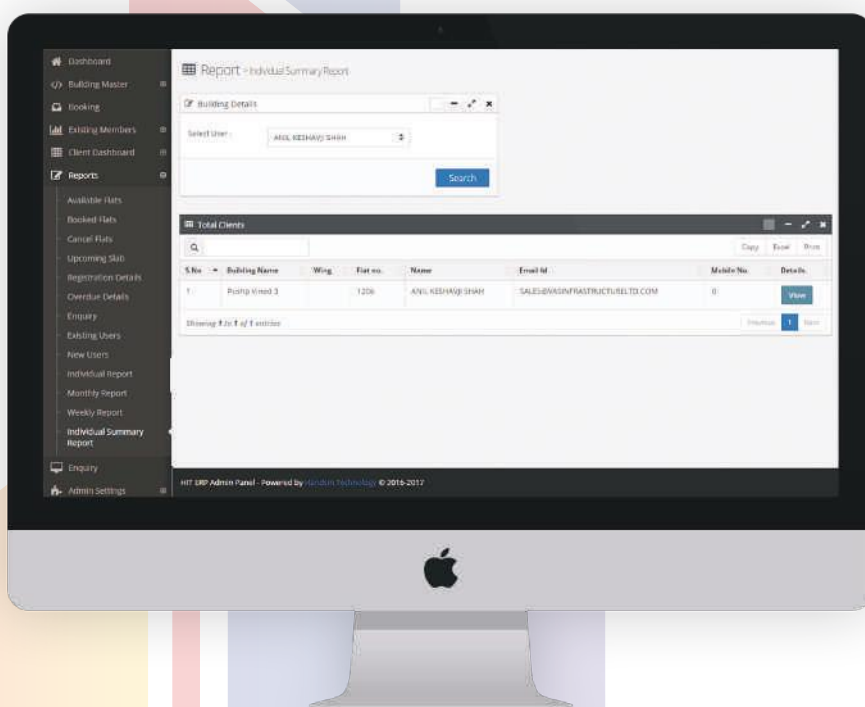
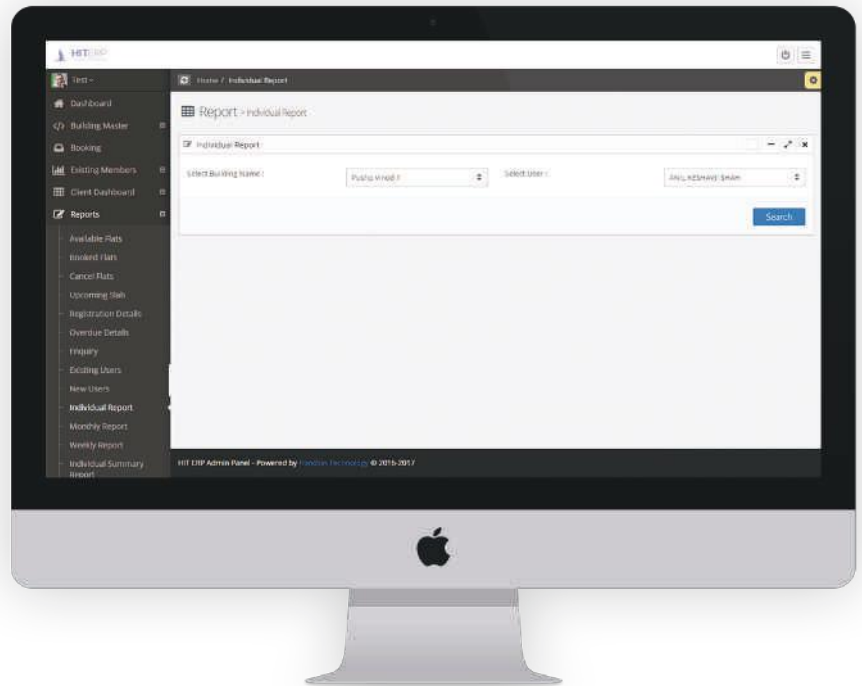
Export Report in Excel , Print Reports on the go.



Reports

INDIVIDUAL REPORTS

Individual report categorised the details per user, Individual reports are the quickest to pull out summarized information for each customer.



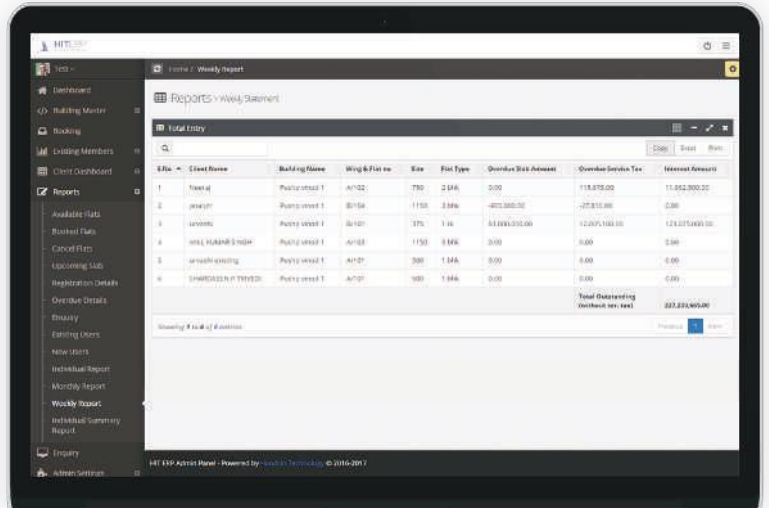
INDIVIDUAL SUMMARY REPORTS

Get Individual summary of each user. (Property Detail, Payment details, Service Tax, Vat details, Payment Dues Details... etc)
Export Report in Excel ,
Print Reports on the go.

Reports

WEEKLY REPORTS

This segment of reports are specially designed for Builders / Accountants at Builders office. Weekly and monthly reports extract exact dues, Slab wise dues along with all information about Client, Building/Property, Wing & Flat No, Service tax amount dues, Interest dues.. etc.

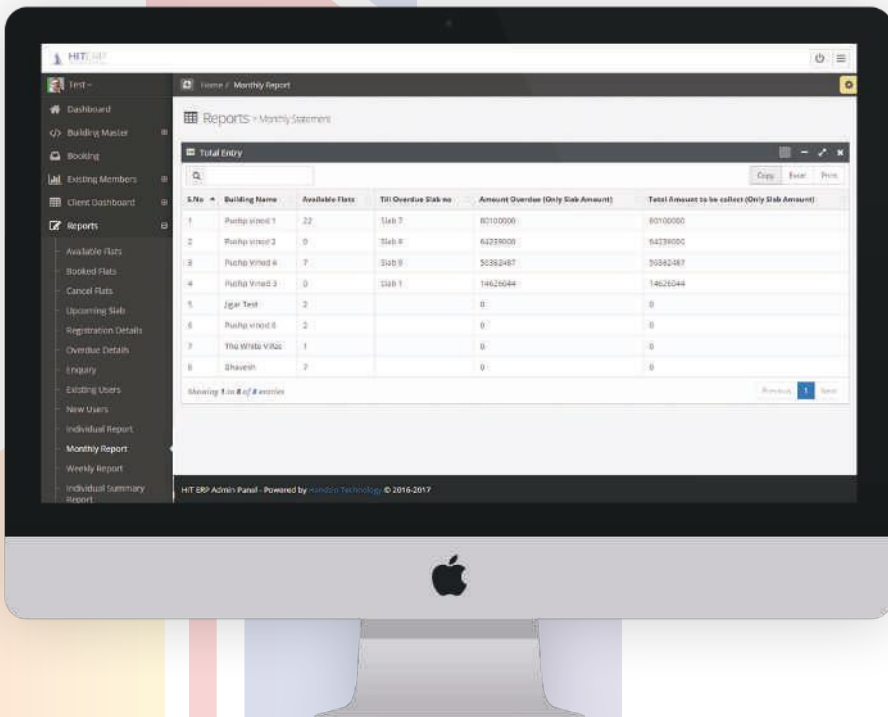


The screenshot shows the 'Weekly Report' interface in the HITERP system. The left sidebar contains navigation options like Dashboard, Building Master, Booking, Existing Members, Client Dashboard, and Reports. The main area displays a table titled 'Total Entry' with columns for S.No, Client Name, Building Name, Wing & Flat no, Size, Flat Type, Overdue Dues Amount, Overdue Service Tax, and Interest Amount. The table lists several entries for different clients and buildings, with a total amount of 22,22,22,222.22.

S.No	Client Name	Building Name	Wing & Flat no	Size	Flat Type	Overdue Dues Amount	Overdue Service Tax	Interest Amount
1	Client 1	Building 1	Wing 1, Flat 1	100	1 BHK	10000.00	1000.00	1000.00
2	Client 2	Building 2	Wing 2, Flat 2	150	2 BHK	15000.00	1500.00	1500.00
3	Client 3	Building 3	Wing 3, Flat 3	200	3 BHK	20000.00	2000.00	2000.00
4	Client 4	Building 4	Wing 4, Flat 4	250	4 BHK	25000.00	2500.00	2500.00
5	Client 5	Building 5	Wing 5, Flat 5	300	5 BHK	30000.00	3000.00	3000.00
6	Client 6	Building 6	Wing 6, Flat 6	350	6 BHK	35000.00	3500.00	3500.00
7	Client 7	Building 7	Wing 7, Flat 7	400	7 BHK	40000.00	4000.00	4000.00
8	Client 8	Building 8	Wing 8, Flat 8	450	8 BHK	45000.00	4500.00	4500.00
9	Client 9	Building 9	Wing 9, Flat 9	500	9 BHK	50000.00	5000.00	5000.00
10	Client 10	Building 10	Wing 10, Flat 10	550	10 BHK	55000.00	5500.00	5500.00
Total							22,22,22,222.22	22,22,22,222.22

MONTHLY REPORTS

With One click : Builder / Accountant can get all details of Income / dues. Export Report in Excel , Print Reports on the go.



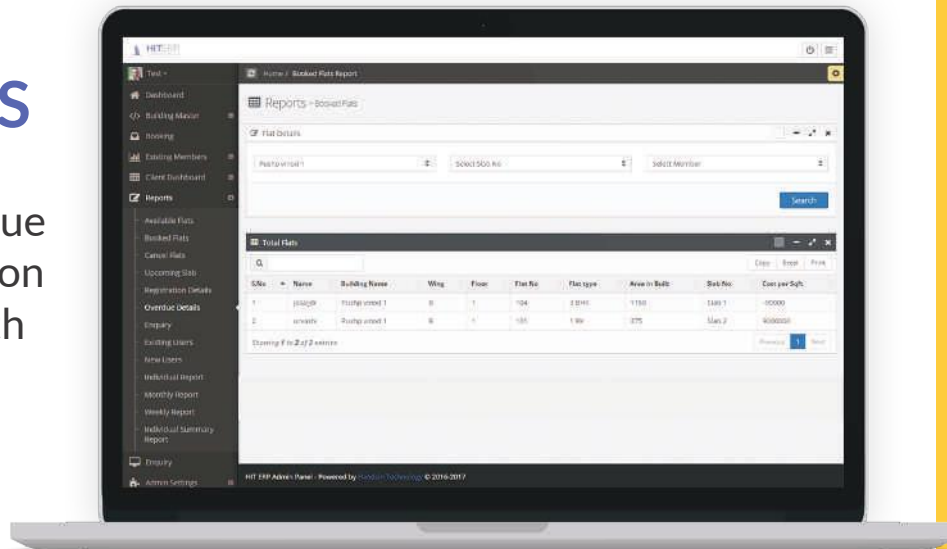
The screenshot shows the 'Monthly Report' interface in the HITERP system. The left sidebar contains navigation options like Dashboard, Building Master, Booking, Existing Members, Client Dashboard, and Reports. The main area displays a table titled 'Total Entry' with columns for S.No, Building Name, Available Flats, TSI Overdue Slab no, Amount Overdue (Only Slab Amount), and Total Amount to be collect (Only Slab Amount). The table lists several entries for different buildings and slabs, with a total amount of 1,46,25,044.00.

S.No	Building Name	Available Flats	TSI Overdue Slab no	Amount Overdue (Only Slab Amount)	Total Amount to be collect (Only Slab Amount)
1	Building 1	22	Slab 1	8010000.00	8010000.00
2	Building 2	10	Slab 2	6228000.00	6228000.00
3	Building 3	7	Slab 3	5032487.00	5032487.00
4	Building 4	10	Slab 4	14625044.00	14625044.00
5	Building 5	3	Slab 5	0.00	0.00
6	Building 6	2	Slab 6	0.00	0.00
7	Building 7	1	Slab 7	0.00	0.00
8	Building 8	7	Slab 8	0.00	0.00
Total				1,46,25,044.00	1,46,25,044.00

Reports

OVERDUE DETAILS

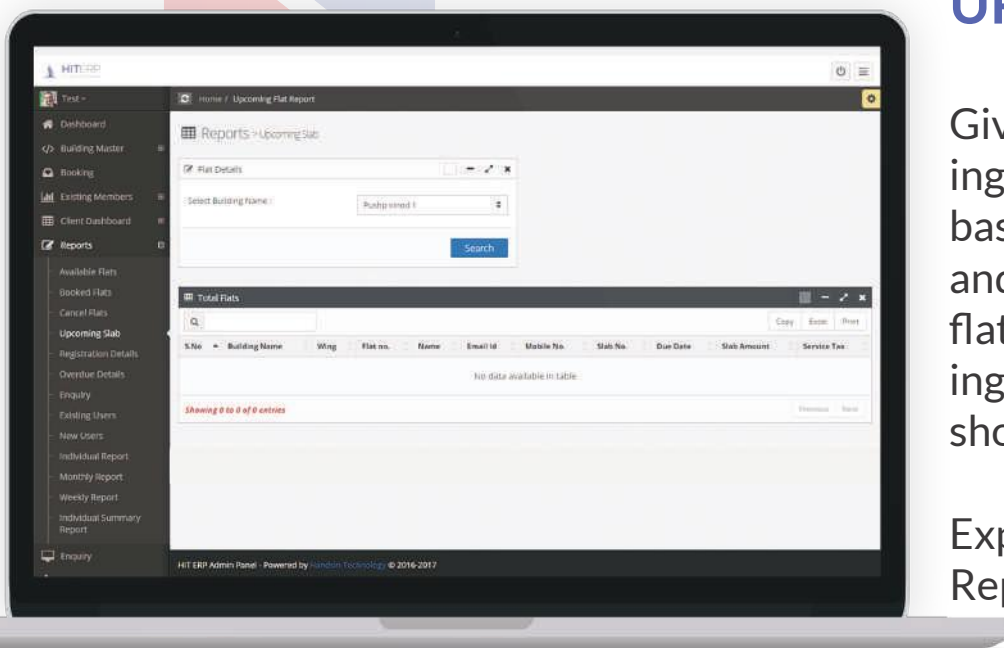
Gives an review about Overdue slabs with user details based on Building, Wing, Flat along with payment dues with interest.



UPCOMING SLAB

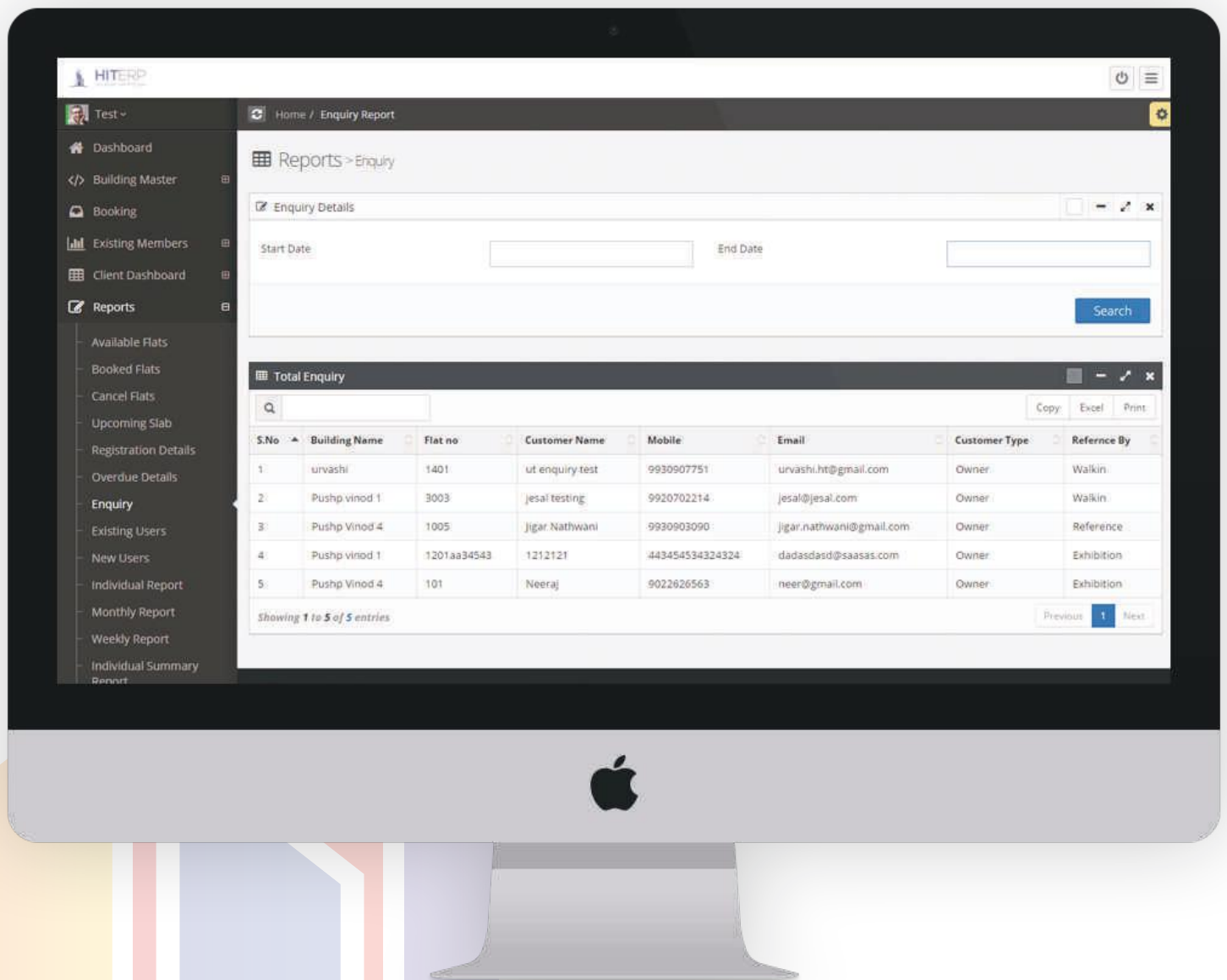
Gives an review about upcoming slabs with user details based on Building, Wing, Flat and other details. Each client's flat details along with upcoming slab payment details are showed in a quick view.

Export Report in Excel , Print Reports on the go.



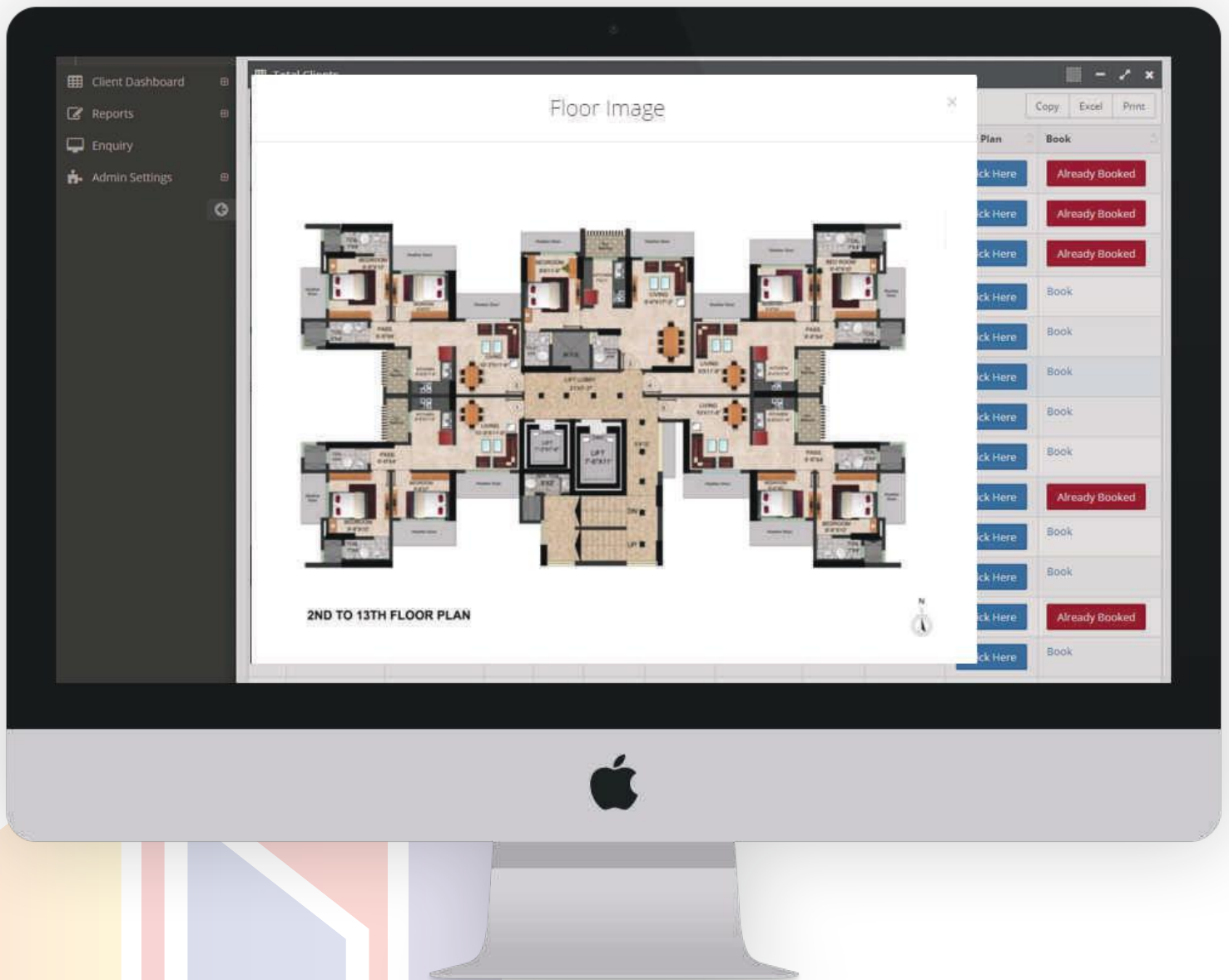
ENQUIRY

A Mini CRM tool to register Enquires, An enquiry can be booked for particular building and further followup and other status can be managed using Mini ERP tool.



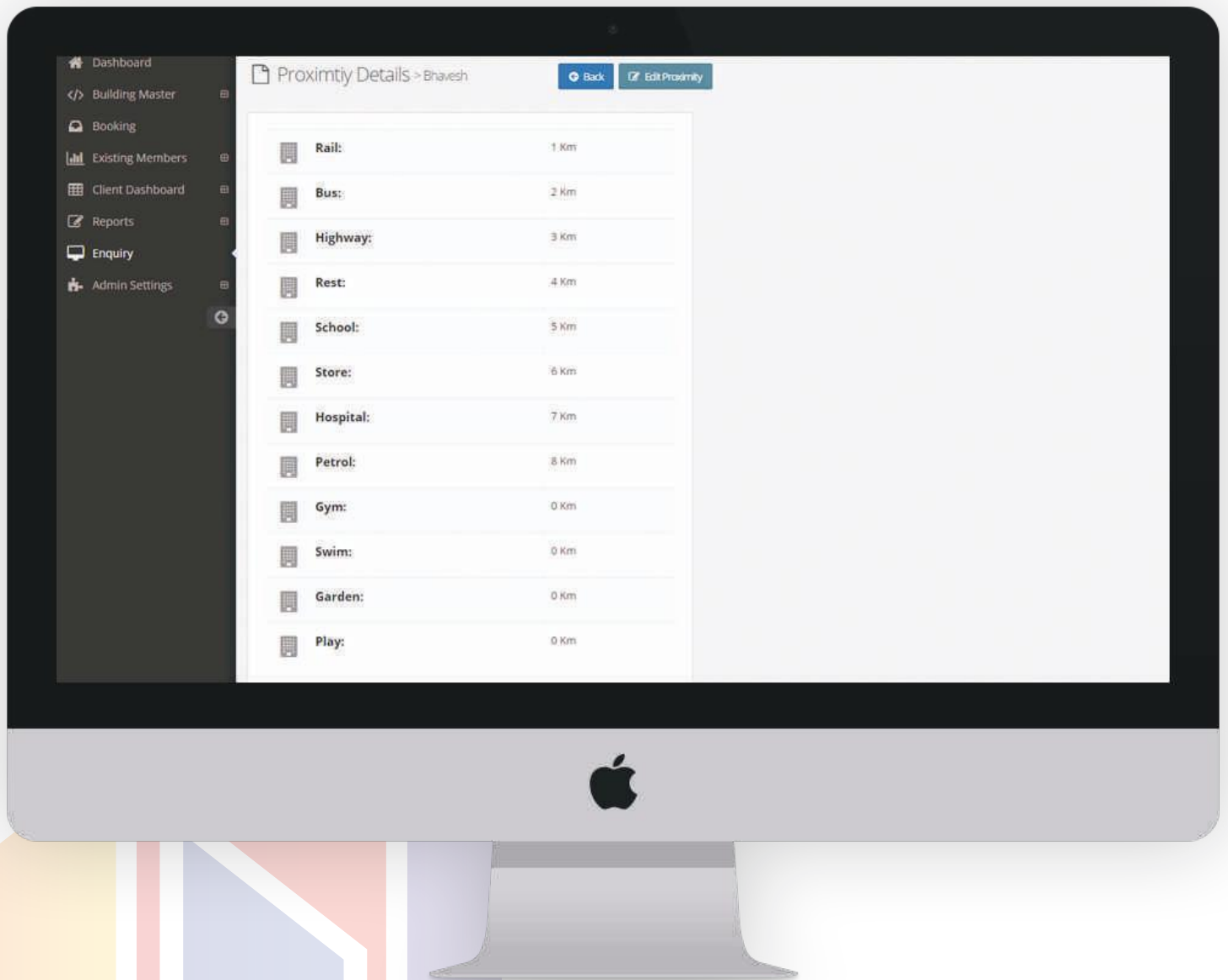
FLOOR PLAN

Each client who has booked a new flat or been assigned a flat in redevelopment scenario has Floor Plan.



PROXIMITY DETAILS

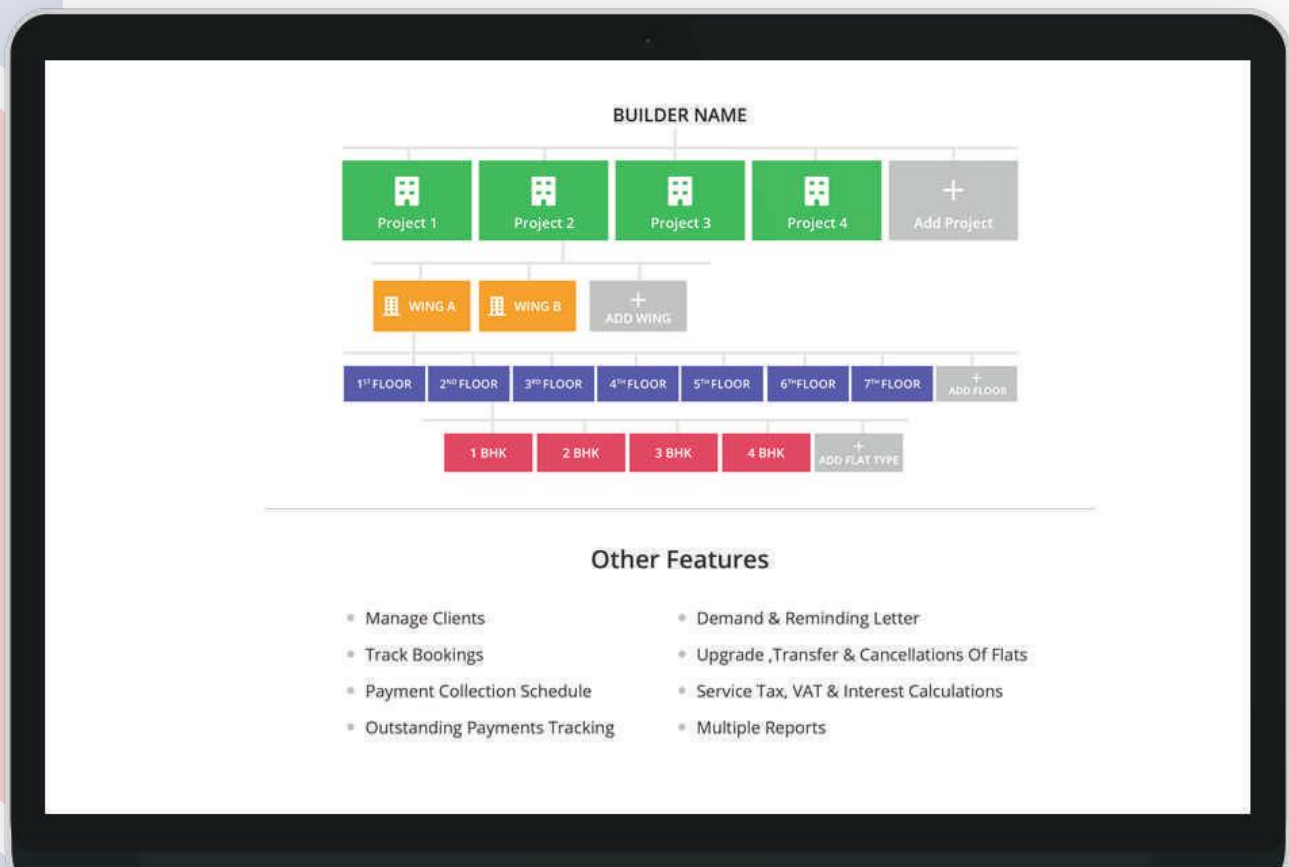
Custom defined Amenities and Proximity to Building / Property are added while Creation of Building.





HITERP
You Build, We Manage

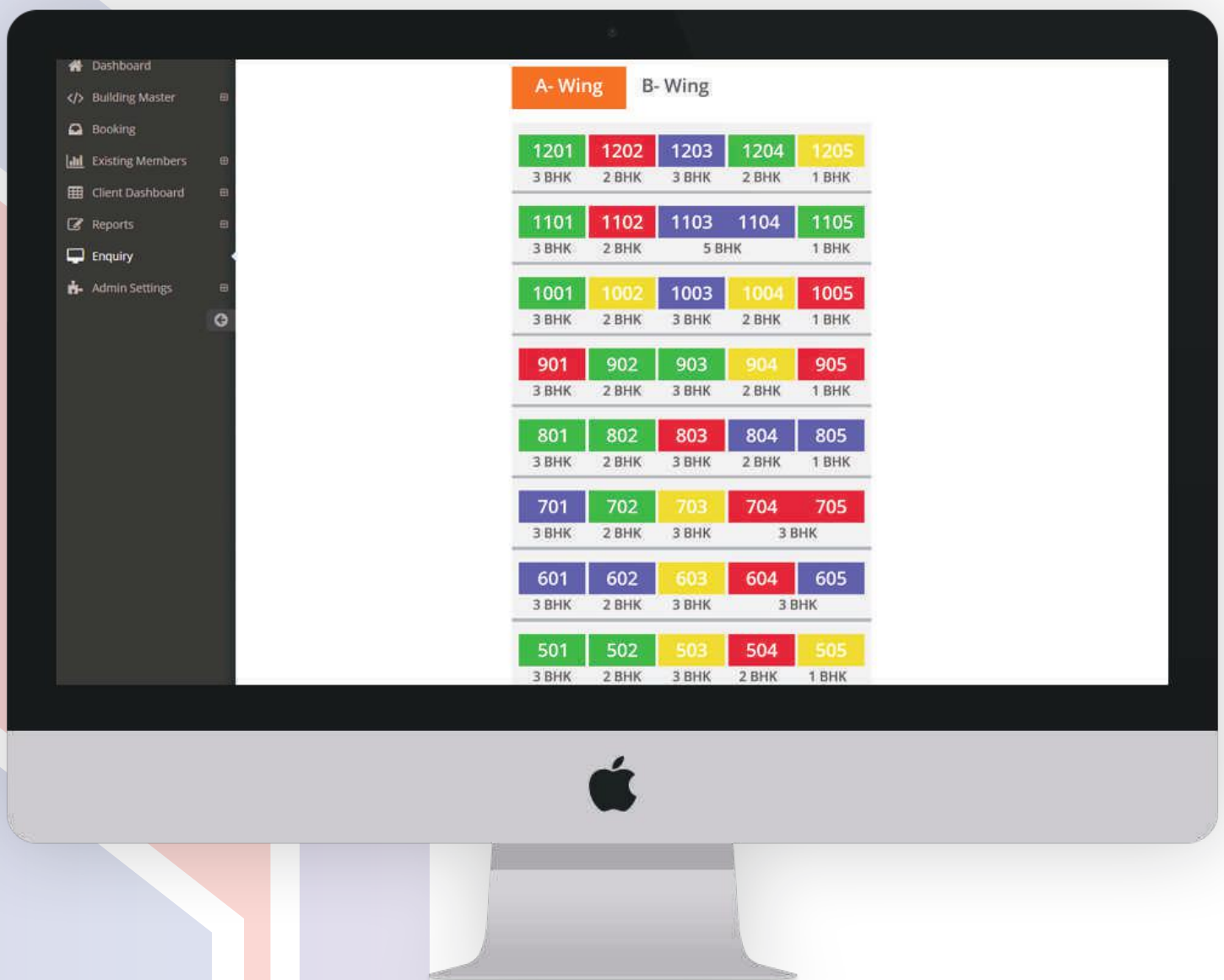
PROJECT DETAILS





HITERP
You Build, We Manage

PROJECT DETAILS



OUR OTHER PRODUCTS

FEEDBACKER

Feedbacker is simple, easily installable and most useful app designed for Android and iPhone Platform. It is uniquely designed for Offline Stores to capture customer feedback with minimum click and efficient data which can be useful for better understanding of customers needs and thereby increasing sales.



HIT - HRMS is a software application that combines many human resources functions.

- Employees Payroll Management
- Attendance and Leave Management
- Employee Self Service
- Recruitment and Training
- Announcement and discussion board



HITERP
You Build, We Manage

A Product By Hands In Technology.



Jigar Nathwani

A/005, Siddhivinayak Apartment,
Irani wadi Road No.4
Kandivali (west), Mumbai
Maharashtra, India - 91
Zip code : 400067

Contact No. : +91 99 30 90 30 90

Email Id : jigar@handsintechology.com

